

An Investment In The Finest Security Money Can Buy.

KASO

GEM MK-II UL TRTL 30X6

TORCH - TOOL
& FIRE RESISTIVE



MODEL 260



260



250



240



230

The Safe You Want When Minimum Standards



KASO GEM SAFE MKII UL TRTL 30x6

As today's criminals become increasingly sophisticated in the use of thermal cutting tools, explosives, high speed carbide and diamond-tipped drills, electrified impact hammers, as well as powerful wedging and forcing techniques, KASO has drawn upon extensive scientific research and almost a century of experience to meet the challenge.

By design, KASO combines strength with beauty in a sophisticated safe which provides exceptional defense against all known forms of attack — at a remarkably low cost.

Research Through continuous research and stringent testing the company has developed a long tradition of excellence valued by the discerning customer. KASO safes, vaults, fire files and data safes are dedicated to meeting the highest standards anywhere in the world. As a result, over 80% of the company's production is exported.

KASO's four factories and foundry are among the most modern in the world and their scientists, technicians and designers, working on their own and in cooperation with various international research institutes, continuously strive to provide you with that priceless treasure — "peace of mind."

SPECIFICATIONS:

Door The door is 7 1/4" thick overall and is constructed from the finest steel, incorporating hard inclusions and copper behind a specially formed penetration.

An area of vulnerability in most safes is the gap, however small, be-

tween the door and body which provides a direct path of attack to the bolts. KASO alone has developed a closure which eliminates the typical heavy steel skin that easily gives way to thermal attack and by acting as a flux enables a torch to generate twice the normal heat — over 7000°F. In addition, KASO further protects the jamb by overlapping the door full inch on all sides.

Body The total protective box thickness is 5". A single "bell" cast module of maximum, uniform strength "Kasalloy" incorporating laboratory researched hard inclusions with alumina and copper measures 2" thick. This massive core is then shrouded within "Kasafra" antipenetration matrix in monolithic form, to provide exceptional defense against all known forms of attack.

Door Locking and Boltwork Multiple, heavy sliding bolts 1 3/8" diameter, engage vertically and horizontally into individual bolt sockets deeply protected within the main body castings.

The uniform 4-way bolt-throw action is controlled by a styled, control handle.

The heart of the entire lock mechanism is a large floating, glass "ne center" from which multiple, randomly located, relocking devices are sensitized to activate in the event of a major attack. The mechanism beautifully presented within a specially prepared lockcase area, accessible through a hinged, lockable lockcase door.

Standard locking is one high precision, acid resistant, keylock with keys in triplicate and a Group 1 manipulation proof combination lock. The keylock is, itself, housed with and protected by, a solid high-



ESTABLISHED 1891

KASO

Not Enough.

defense, anti-fibre optic boroscope escutcheon cover lock. The complete lock mechanism can then be totally controlled by the optional addition of a timelock.

Finish The PKK Gem Safe is finished standard in superbly, durable and handsome dark blue color. Stainless lock control panels, pull-handle and hinge fairing accentuate the impressively beautiful exterior design features.

Fittings Every Gem Safe comes with standard fittings included in the price. A series of alternative arrangements are possible at extra cost. The dimensions table in this brochure indicates the standard fittings included with the safe. All shelves are adjustable.

ANTI-BOROSCOPE ESCUTCHEON LOCK

Always striving to remain one step ahead of the criminal, KASO lead the world in providing critical protection against the sophisticated fibre-optic attack (the boroscope). This unit alone makes other safes vulnerable and obsolete!



ESCUTCHEON
LOCK

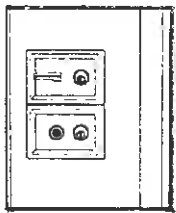


MODEL 240

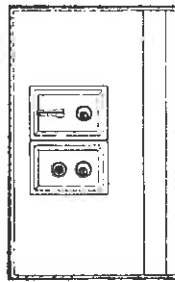
KASO GEM MK-II TRTL 30x6

MODEL	Internal Dimensions			External Dimensions			Shelves / Compartments Standard	Cubic Feet	Cubic Inches	Weight Pounds
	H	W	D	H	W	D				
230	35 1/2"	24"	16 1/2"	45"	34 1/2"	29"	2	7.9	13,700	2810.
240	45 1/2"	24"	16 1/2"	55"	34 1/2"	29"	3 & Comp.	10.2	17,560	3390.
250	59"	24"	16 1/2"	68 1/2"	34 1/2"	29"	4 & Comp.	13.2	22,770	4230.
260	70"	27 1/2"	20"	79"	38"	32 1/2"	5 & Comp.	22.3	38,500	5650.

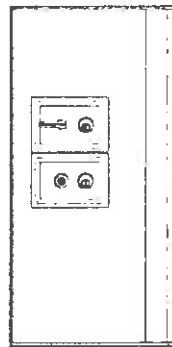
Add 2" to external hinge and lock protrusions.



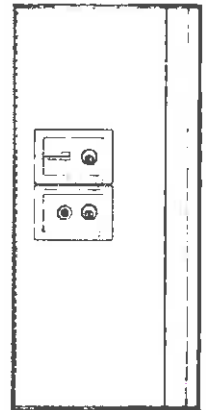
230



240

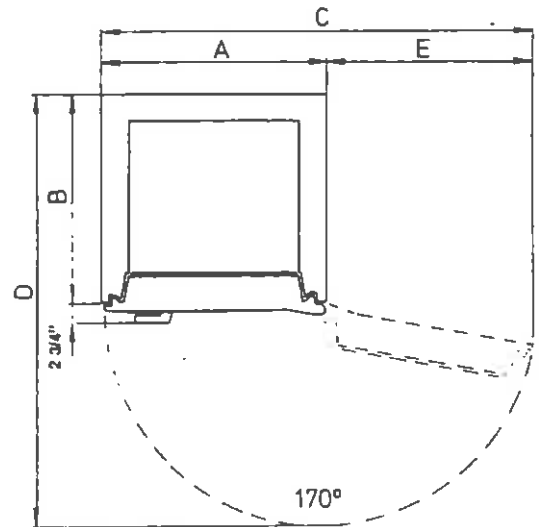


250



260

Model	A	B	C	D	E
PKK-230	34 1/2"	27 1/4"	65 1/4"	60 1/2"	30 3/4"
PKK-240	34 1/2"	27 1/4"	65 1/4"	60 1/2"	30 3/4"
PKK-250	34 1/2"	27 1/4"	65 1/4"	60 1/2"	30 3/4"
PKK-260	38"	31"	72 3/4"	68"	34 3/4"



LACKA SAFE

(201) 896•9200 (800) 654•5213

www.LackaSafe.com